


ugc journals - Google Search x Welcome to UGC, New Delhi, Ind x Welcome to UGC, New Delhi, Inc x SearchList x + -

← → ↻ ugccare.unipune.ac.in/Apps1/User/WebA/SearchList ☆ ⚙

**SAVITRIBAI PHULE
PUNE UNIVERSITY**

Home
UGC
Q Search <

UGC-CARE List

UGC-CARE List


You searched for "journal of drug delivery". Total Journals : 1

Search:

Sr.No.	Journal Title	Publisher	ISSN	E-ISSN	Action
1	Journal of Drug Delivery and Therapeutics	Vinita Nagar, Society of Pharmaceutical Technocrats	NA	2250-1177	Discontinued from Sept. 2019

Showing 1 to 1 of 1 entries


Previous 1 Next


Principal
Sapthagiri College of Engineering
14/5, Chikkasandra, Hosareghatta Main Road
Bengaluru - 560 057

Activate Windows
Go to Settings to activate Windows.

Copyright © 2020 Savitribai Phule Pune University. All rights reserved. | Disclaimer

Start a search



13:26
20-06-2020

95



Journal of Drug Delivery and Therapeutics

Open Access to Pharmaceutical and Medical Research

© 2011-18, publisher and licensee JDDT, This is an Open Access article which permits unrestricted non-commercial use, provided the original work is properly cited

Open Access

Res

Nano-cuprous oxide enhances seed germination and seedling growth in *Lycopersicon esculentum* plants

Ananda S^{1*}, Shobha G¹, Shashidhara KS² and Vishwaprakash Mahadimane³

¹ Department of Biotechnology, Sapthagiri College of Engineering, Bangalore 560057, India

² Department of Genetics and Plant Breeding, College of Agriculture, Karekere, Hassan 573225, Karnataka, India

³ Department of Bioscience, University of Mysore, Hemangotri, Hassan 573220, Karnataka, India

ABSTRACT

This study was carried out to determine the influence of cuprous oxide nanoparticles (Cu_2O NPs) biosynthesised from *montana* on the tomato *Lycopersicon esculentum* seed germination, seedling growth and vigour index. Here we examined the phytotoxic effect of Cu_2O NPs (0-160ppm) on tomato seeds resulted in dose dependent response. The highest germination was observed at 20ppm Cu_2O NPs, however, above 20ppm Cu_2O NPs, there is a reduction in the seed germination. The increased root and shoot elongation up to 20ppm Cu_2O NPs concentration, further increase in NPs concentration can hamper plants growth and development. The leaf pigments showed increasing trend in tomato plants after treatment with Cu_2O NPs compared to control. Phytotoxicity of Cu_2O NPs in tomato seedlings demonstrated by lower contents of chlorophyll *a* and *b*. The study of effect on antioxidant enzymes showed increases in activity with increase in Cu_2O NPs concentration for superoxide dismutase (SOD) and Glutathione Peroxidase (GPX) out of five enzymes treated. High antioxidant activity of enzymes is observed in lipid peroxidation and decrease in free radical scavenging activity by the DPPH. The activity of Catalase, Phenyl Alkaline Phosphatase (PAP) and Phenol Oxidase enzymes were found to increase up to 20ppm as compared to control and above this, all three enzymes activity. Uptake of Cu_2O NPs nanoparticle by tomato seedlings was confirmed by atomic absorption spectroscopy.

Keywords: Nano-Cuprous Oxide, *Flacourtia montana*, Tomato, antioxidant enzymes, lipid peroxidation

Article Info: Received 06 Feb 2019; Review Completed 09 March 2019; Accepted 12 March 2019; Available online 15 March 2019



Cite this article as:

Ananda S, Shobha G, Shashidhara KS, Vishwaprakash M, Nano-cuprous oxide enhances seed germination and seedling growth in *Lycopersicon esculentum* plants, Journal of Drug Delivery and Therapeutics. 2019; 9(2)

*Address for Correspondence:

Ananda S, Department of Biotechnology, Sapthagiri college of Engineering, 14/5, Hesarghatta Main Road, Chikkasandra, Bengaluru, Karnataka 560057

INTRODUCTION

Nanomaterials have many applications in agriculture in

Principal
Sapthagiri College of Engineering
14/5, Chikkasandra, Hesarghatta Main Road
Bengaluru - 560057
molecular level between nanoparticle and plant systems are largely unknown⁸.